



Report on Student Outcomes and School Climate Saskatchewan Project Elementary Survey (4847) Mortlach School Highlights

Your version of the **OurSCHOOL** student survey measures 23 indicators based on the most recent research on school and classroom effectiveness. This report provides highlights based on data from 16 students in this school that participated in the survey between 28 Apr. 2017 and 9 May. 2017. The number of students by grade level is:

grade 5: 16

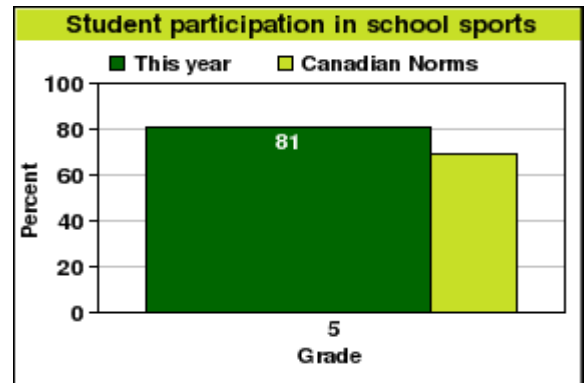
The bar charts show the results by grade for grades with at least 5 students. These are compared with Canadian norms, which are based on last year's results for all students using the OurSCHOOL survey at the grade levels found in this school. For details on the survey see www.thelearningbar.com.

Social-Emotional Outcomes

Student participation in school sports

Students who play sports with an instructor at school, other than in a gym class.

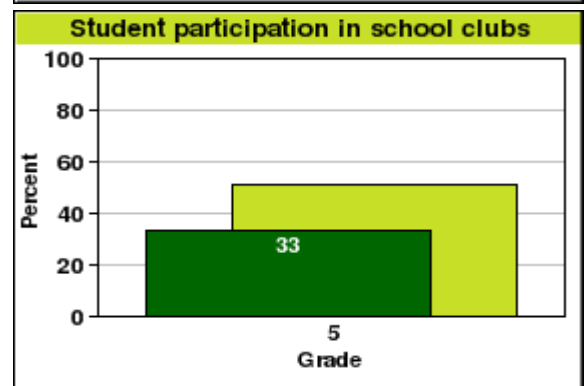
- 81% of students in this school had a high rate of participation in sports; the Canadian norm for these grades is 69%.
- 83% of the girls and 80% of the boys in this school had a high rate of participation in sports. The Canadian norm for girls is 67% and for boys is 71%.



Student participation in school clubs

Students who take part in art, drama, or music groups; school clubs; or a school committee.

- 33% of students in this school had a high rate of participation in clubs; the Canadian norm for these grades is 51%.
- 40% of the girls and 30% of the boys in this school had a high rate of participation in clubs. The Canadian norm for girls is 60% and for boys is 42%.



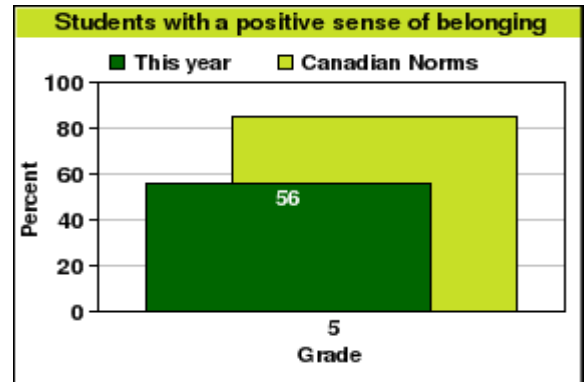


Social-Emotional Outcomes

Students with a positive sense of belonging

Students who feel accepted and valued by their peers and by others at their school.

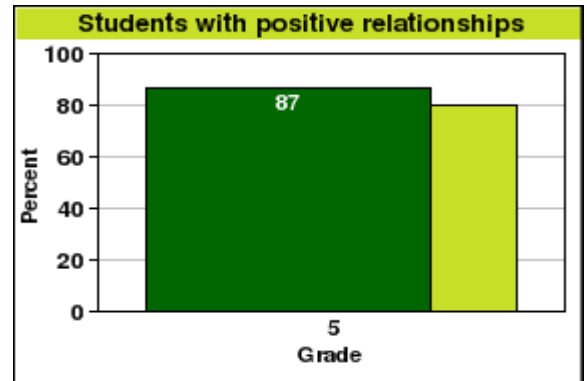
- 56% of students in this school had a high sense of belonging; the Canadian norm for these grades is 85%.
- 50% of the girls and 60% of the boys in this school had a high sense of belonging. The Canadian norm for girls is 85% and for boys is 84%.



Students with positive relationships

Students who have friends at school they can trust and who encourage them to make positive choices.

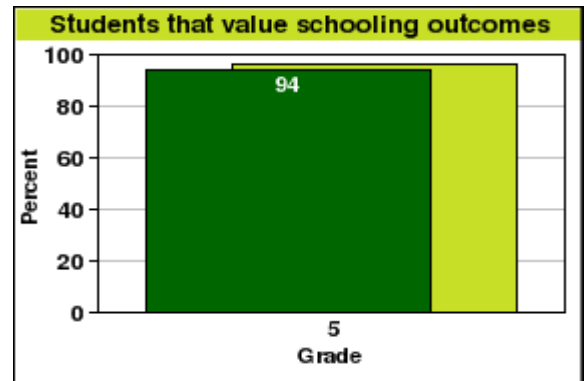
- In this school, 87% of students had positive relationships; the Canadian norm for these grades is 80%.
- 83% of the girls and 90% of the boys in this school had positive relationships. The Canadian norm for girls is 83% and for boys is 78%.



Students that value schooling outcomes

Students who believe that education will benefit them personally and economically, and will have a strong bearing on their future.

- 94% of students in this school valued school outcomes; the Canadian norm for these grades is 96%.
- 100% of the girls and 90% of the boys in this school valued school outcomes. The Canadian norm for girls is 97% and for boys is 95%.



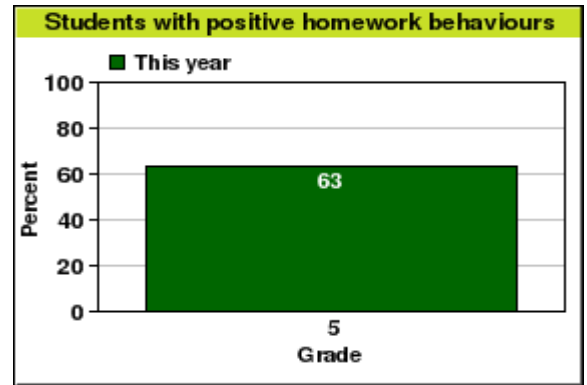


Social-Emotional Outcomes

Students with positive homework behaviours

Students who do homework for their classes with a positive attitude and in a timely manner.

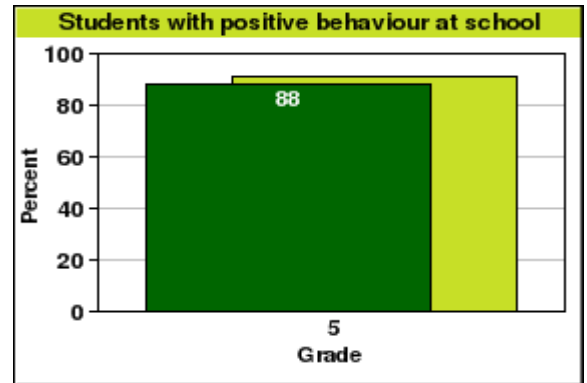
- In this school, 63% of students had positive homework behaviours.
- 67% of the girls and 60% of the boys in this school had positive homework behaviours.



Students with positive behaviour at school

Students that do not get in trouble at school for disruptive or inappropriate behaviour.

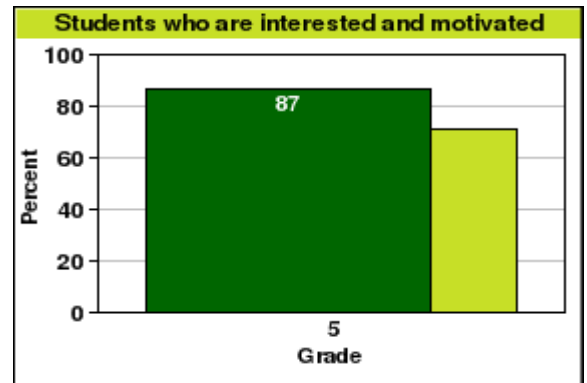
- In this school, 88% of students had positive behaviour; the Canadian norm for these grades is 91%.
- 100% of the girls and 80% of the boys in this school with positive student behaviour at school. The Canadian norm for girls is 95% and for boys is 87%.



Students who are interested and motivated

Students who are interested and motivated in their learning.

- 87% of students in this school were interested and motivated; the Canadian norm for these grades is 71%.
- 83% of the girls and 89% of the boys in this school were interested and motivated. The Canadian norm for girls is 74% and for boys is 68%.

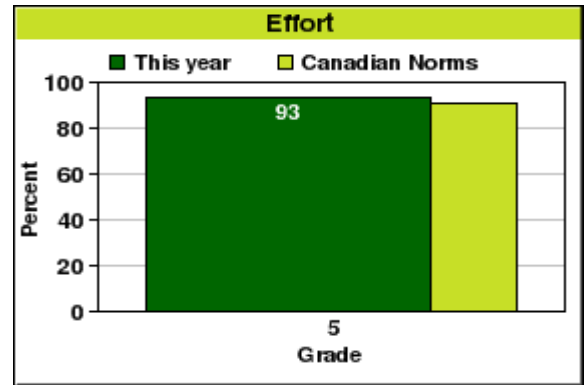


Social-Emotional Outcomes

Effort

Students who try hard to succeed in their learning.

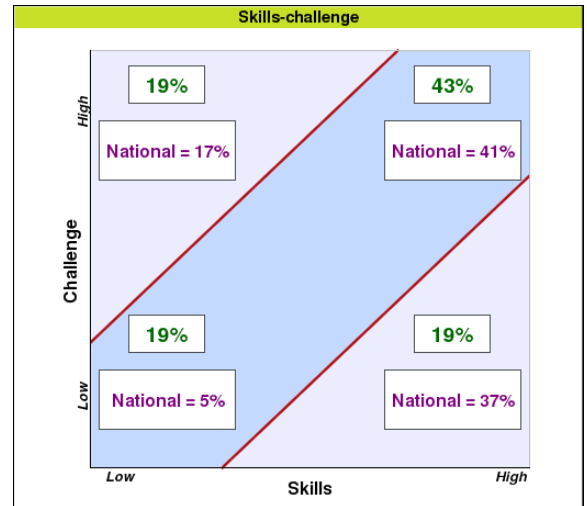
- 93% of students in this school tried hard to succeed; the Canadian norm for these grades is 91%.
- 100% of the girls and 89% of the boys in this school tried hard to succeed. The Canadian norm for girls is 93% and for boys is 89%.



Skills-challenge

Students who feel challenged in their language arts, math and Science classes and feel confident of their skills in these subjects.

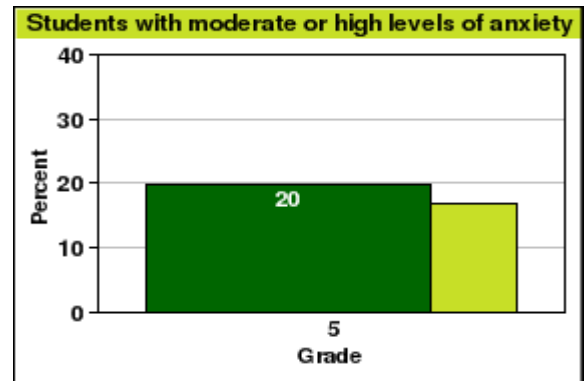
- 43% of students in the school had scores that placed them in the desirable quadrant with high skills and high challenge. The Canadian norm for these grades is 41%.
- 19% of students were confident of their skills but did not find classes challenging. The Canadian norm for these grades is 37%.
- 19% of students were not confident of their skills and found language arts or math challenging. The Canadian norm for this category is 17%.
- 19% of students lacked confidence in their skills and did not feel they were challenged. The Canadian norm for this category is 5%.



Students with moderate or high levels of anxiety

Students who have intense feelings of fear, intense anxiety, or worry about particular events or social situations.

- 20% of students in this school had moderate to high levels of anxiety; the Canadian norm for these grades is 17%.
- 33% of the girls and 11% of the boys in this school had moderate to high levels of anxiety. The Canadian norm for girls is 20% and for boys is 14%.



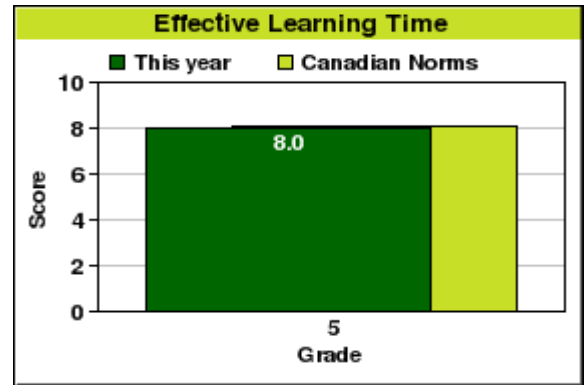


DRIVERS of Student Outcomes

Effective Learning Time

Important concepts are taught well, class time is used efficiently, and homework and evaluations support course objectives.

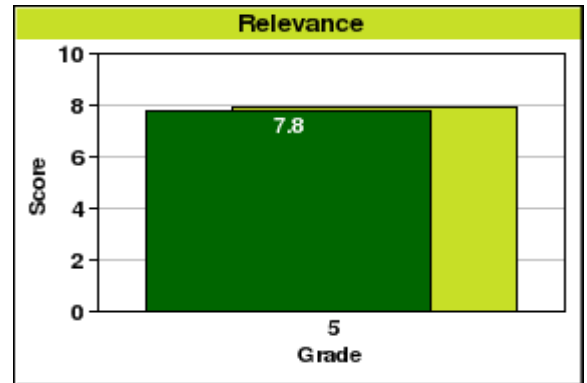
- In this school, students rated effective classroom learning time 8 out of 10; the Canadian norm for these grades is 8.1.
- In this school, effective classroom learning time was rated 7.6 out of 10 by girls and 8.2 out of 10 by boys. The Canadian norm for girls is 8.2 and for boys is 8.1.



Relevance

Students who find classroom instruction relevant to their everyday lives.

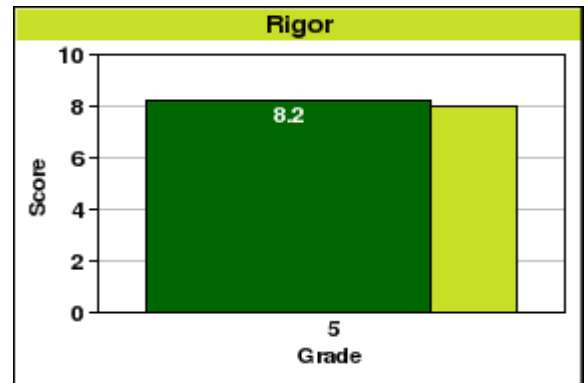
- In this school, students rated relevance 7.8 out of 10; the Canadian norm for these grades is 7.9.
- In this school, relevance was rated 7.8 out of 10 by girls and 7.9 out of 10 by boys. The Canadian norm for girls is 8 and for boys is 7.9.



Rigor

Students who find the classroom instruction is well-organized, with a clear purpose, and with immediate and appropriate feedback that helps them learn.

- In this school, students rated rigor 8.2 out of 10; the Canadian norm for these grades is 8.
- In this school, rigor was rated 8.6 out of 10 by girls and 8.1 out of 10 by boys. The Canadian norm for girls is 8 and for boys is 7.9.

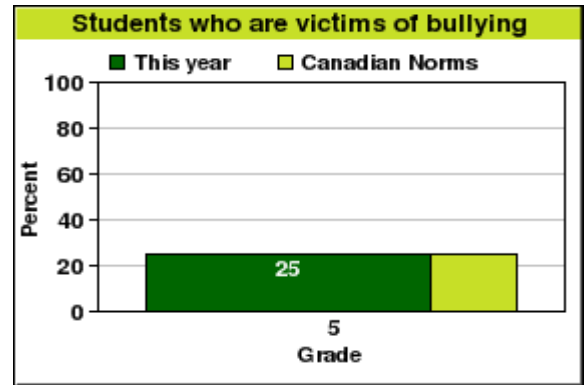


DRIVERS of Student Outcomes

Students who are victims of bullying

Students who are subjected to physical, social, or verbal bullying, or are bullied over the internet.

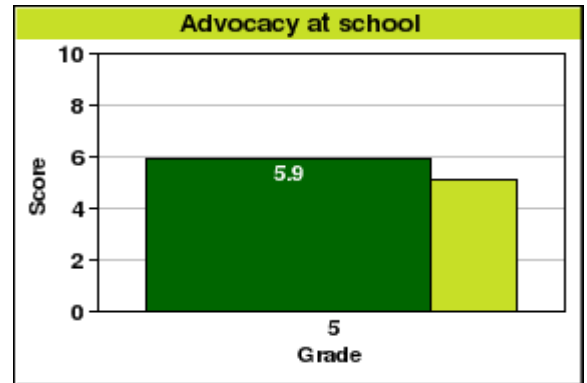
- 25% of students in this school were victims of moderate to severe bullying in the previous month; the Canadian norm for these grades is 25%.
- 17% of the girls and 30% of the boys in this school were victims of moderate to severe bullying in the previous month. The Canadian norm for girls is 24% and for boys is 26%.



Advocacy at school

Students who feel they have someone at school who consistently provides encouragement and can be turned to for advice.

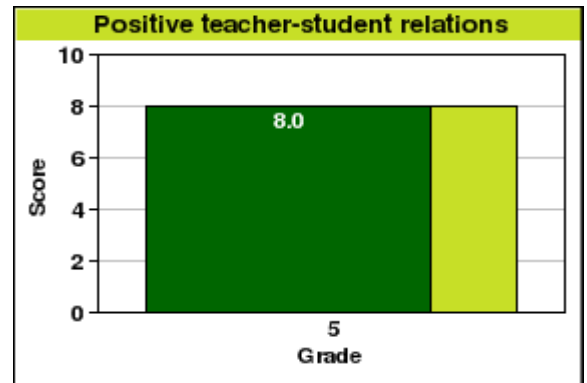
- In this school, students rated advocacy at school 5.9 out of 10; the Canadian norm for these grades is 5.1.
- In this school, advocacy at school was rated 7.1 out of 10 by girls and 5.2 out of 10 by boys. The Canadian norm for girls is 5.1 and for boys is 5.1.



Positive teacher-student relations

Students who feel teachers are responsive to their needs, and encourage independence with a democratic approach.

- In this school, positive teacher-student relations were rated 8 out of 10; the Canadian norm for these grades is 8.
- In this school, positive teacher-student relations were rated 7.8 out of 10 by girls and 8.1 out of 10 by boys. The Canadian norm for girls is 8.1 and for boys is 7.9.

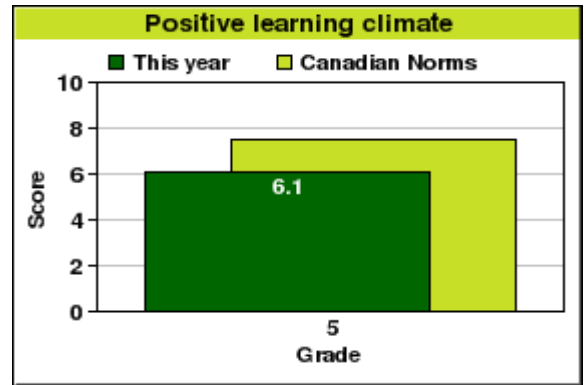


DRIVERS of Student Outcomes

Positive learning climate

There are clear rules and expectations for classroom behaviour. Students understand these and teachers maintain high expectations that they be followed.

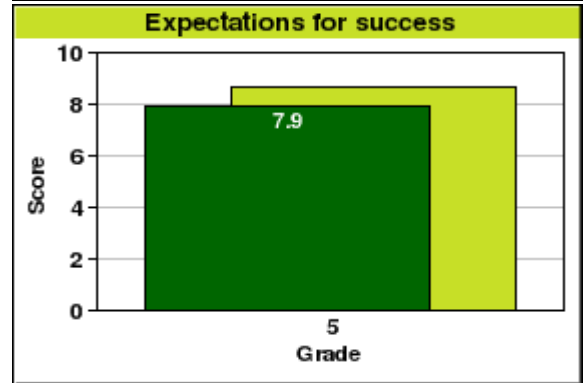
- In this school, students rated disciplinary climate of the classroom 6.1 out of 10; the Canadian norm for these grades is 7.5.
- In this school, disciplinary climate of the classroom was rated 6.2 out of 10 by girls and 6 out of 10 by boys. The Canadian norm for girls is 7.5 and for boys is 7.4.



Expectations for success

The school staff emphasizes academic skills and hold high expectations for all students to succeed.

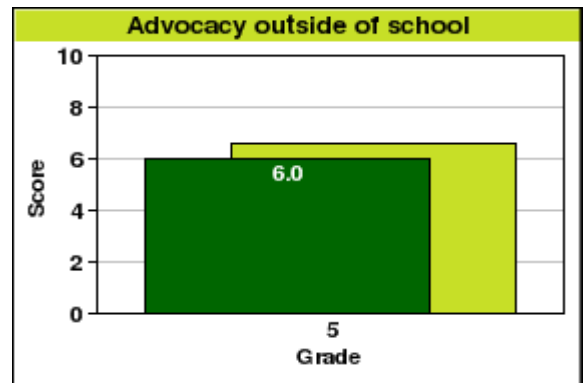
- In this school, students rated teachers' expectations for academic success 7.9 out of 10; the Canadian norm for these grades is 8.7.
- In this school, teachers' expectations for academic success were rated 8.1 out of 10 by girls and 7.9 out of 10 by boys. The Canadian norm for girls is 8.8 and for boys is 8.6.



Advocacy outside of school

Students who feel they have someone at home or in their community who consistently provides encouragement and can be turned to for advice.

- In this school, students rated advocacy outside of school 6 out of 10; the Canadian norm for these grades is 6.6.
- In this school, advocacy outside school was rated 6 out of 10 by girls and 6.1 out of 10 by boys. The Canadian norm for girls is 6.7 and for boys is 6.4.



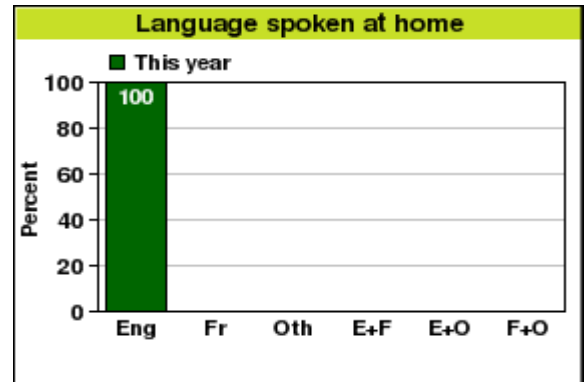


Demographic Factors

Language spoken at home

Students are asked to indicate the language they speak most often at home.

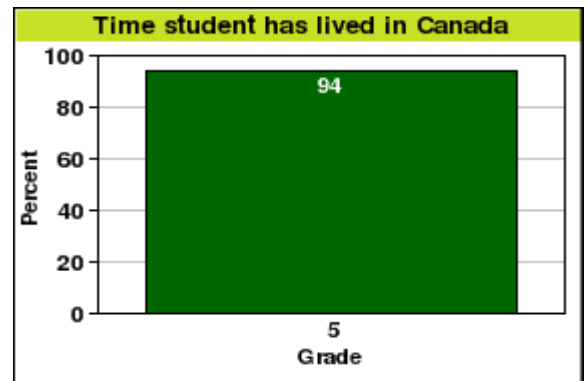
- 100% of students in this school speak English at home.
- 0% of students in this school speak French at home.
- 0% of students in this school speak other languages at home.
- 0% of students in this school speak English and French at home.
- 0% of students in this school speak English and another languages at home.
- 0% of students in this school speak French and another languages at home.



Time student has lived in Canada

Students who were born in Canada.

- 94% of students in this school were born in Canada.
- 100% of the girls and 90% of the boys in this school were born in Canada.



Aboriginal status

Students who are of Aboriginal origin, that is, First Nations, Métis, or Inuk.

- 25% of students in this school are of Aboriginal origin.
- 40% of the girls and 14% of the boys in this school are of Aboriginal origin.

