



# Report on Student Outcomes and School Climate Saskatchewan Project Secondary Survey (4158)

## OurSCHOOL Mortlach School Highlights

Your version of the **OurSCHOOL** student survey measures 46 indicators based on the most recent research on school and classroom effectiveness. This report provides highlights based on data from 21 students in this school that participated in the survey between 8 Mar. 2016 and 17 Mar. 2016. The number of students by grade level is:

grade 8: 10  
grade11: 11

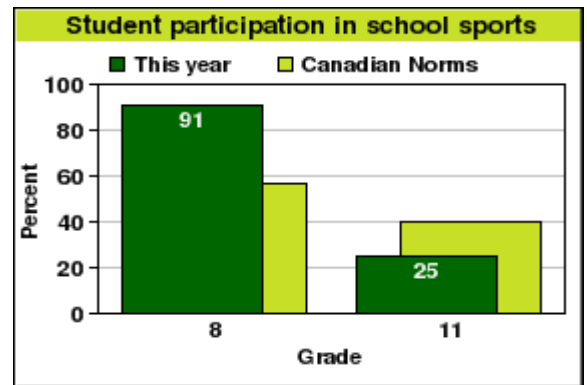
The bar charts show the results by grade for grades with at least 5 students. These are compared with Canadian norms, which are based on last year's results for all students using the OurSCHOOL survey at the grade levels found in this school. For details on the survey see [www.thelearningbar.com](http://www.thelearningbar.com).

### Social-Emotional Outcomes

#### Student participation in school sports

Students who play sports with an instructor at school, other than in a gym class.

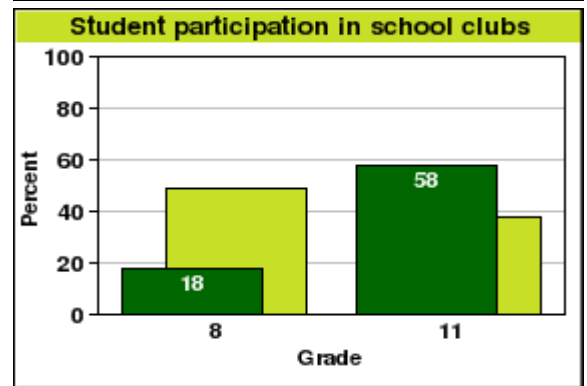
- 57% of students in this school had a high rate of participation in sports; the Canadian norm for these grades is 49%.
- 45% of the girls and 67% of the boys in this school had a high rate of participation in sports. The Canadian norm for girls is 45% and for boys is 53%.



#### Student participation in school clubs

Students who take part in art, drama, or music groups; school clubs; or a school committee.

- 39% of students in this school had a high rate of participation in clubs; the Canadian norm for these grades is 43%.
- 45% of the girls and 33% of the boys in this school had a high rate of participation in clubs. The Canadian norm for girls is 50% and for boys is 37%.



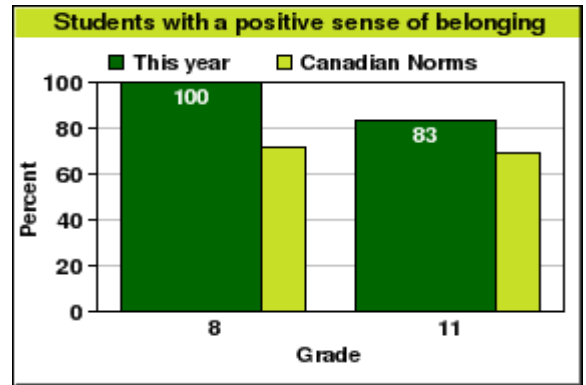


## Social-Emotional Outcomes

### Students with a positive sense of belonging

Students who feel accepted and valued by their peers and by others at their school.

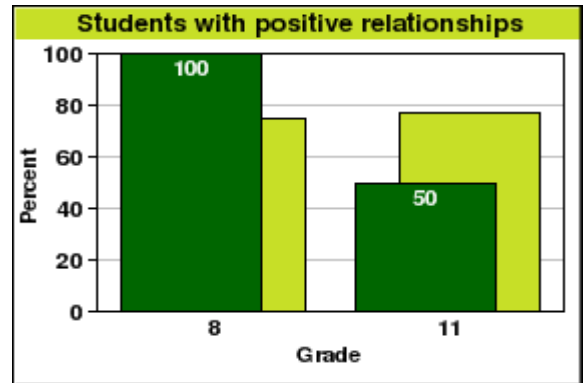
- 91% of students in this school had a high sense of belonging; the Canadian norm for these grades is 71%.
- 82% of the girls and 100% of the boys in this school had a high sense of belonging. The Canadian norm for girls is 70% and for boys is 71%.



### Students with positive relationships

Students who have friends at school they can trust and who encourage them to make positive choices.

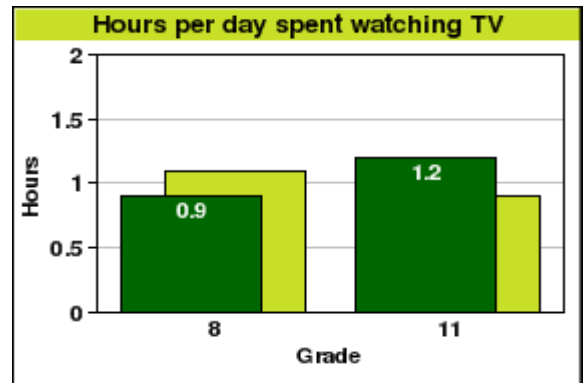
- In this school, 73% of students had positive relationships; the Canadian norm for these grades is 76%.
- 82% of the girls and 64% of the boys in this school had positive relationships. The Canadian norm for girls is 82% and for boys is 70%.



### Hours per day spent watching TV

During a typical weekday (i.e., Monday to Friday), the average time students spend watching TV.

- In this school, students on average spent 1.1 hours per day watching TV; the Canadian norm for these grades is 1 hour.
- In this school, girls on average spent 1.1 hours and boys on average spent 1 hour per day watching TV. The Canadian norm for girls is 0.9 hours and for boys is 1.1 hours.

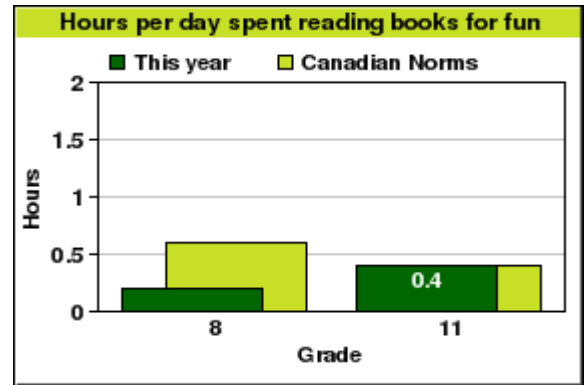


## Social-Emotional Outcomes

### Hours per day spent reading books for fun

During a typical weekday (i.e., Monday to Friday), the average time students spend reading books.

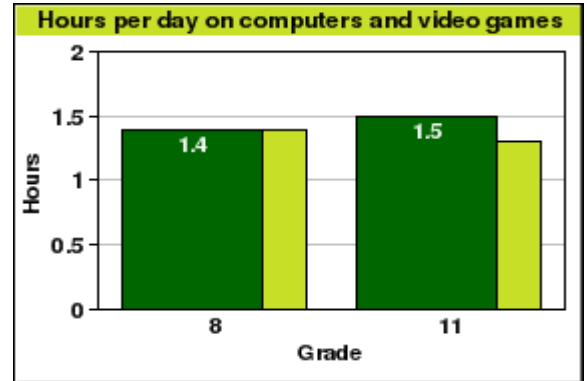
- In this school, students on average spent 0.3 hours per day on leisure reading; the Canadian norm for these grades is 0.5 hours.
- In this school, girls on average spent 0.5 hours and boys on average spent 0.2 hours per day on leisure reading. The Canadian norm for girls is 0.6 hours and for boys is 0.4 hours.



### Hours per day on computers and video games

During a typical weekday (i.e., Monday to Friday), the average time students spend using a computer for leisure activities.

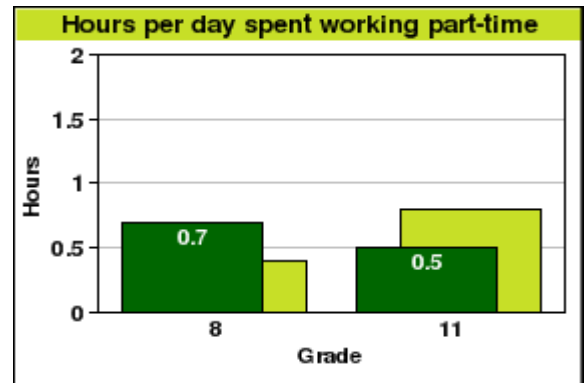
- In this school, students on average spent 1.5 hours per day on computers and video games; the Canadian norm for these grades is 1.4 hours.
- In this school, girls on average spent 1.4 hours and boys on average spent 1.5 hours per day on computers and video games. The Canadian norm for girls is 1.2 hours and for boys is 1.5 hours.



### Hours per day spent working part-time

During a typical weekday (i.e., Monday to Friday), the average time students spend on part-time job.

- In this school, students on average spent 0.6 hours per day working part-time; the Canadian norm for these grades is 0.6 hours.
- In this school, girls on average spent 0.6 hours and boys on average spent 0.6 hours per day working part-time. The Canadian norm for girls is 0.6 hours and for boys is 0.6 hours.

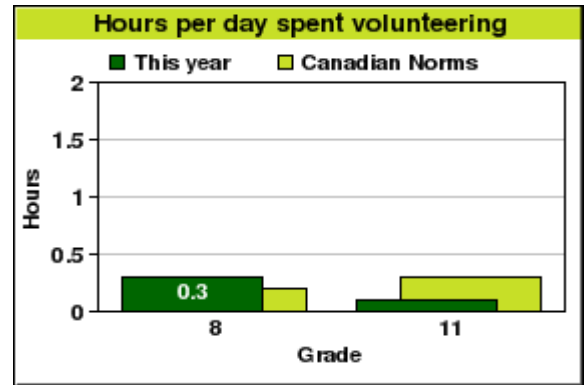


## Social-Emotional Outcomes

### Hours per day spent volunteering

During a typical weekday (i.e., Monday to Friday), the average time students spend volunteering.

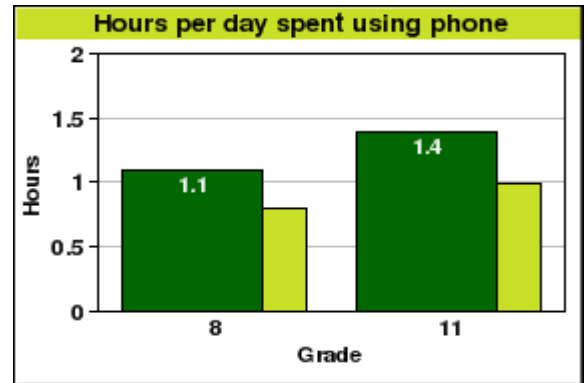
- In this school, students on average spent 0.2 hours per day on volunteer work; the Canadian norm for these grades is 0.2 hours.
- In this school, girls on average spent 0.2 hours and boys on average spent 0.2 hours per day on volunteer work. The Canadian norm for girls is 0.3 hours and for boys is 0.2 hours.



### Hours per day spent using phone

During a typical weekday (i.e., Monday to Friday), the average time students spent using phone.

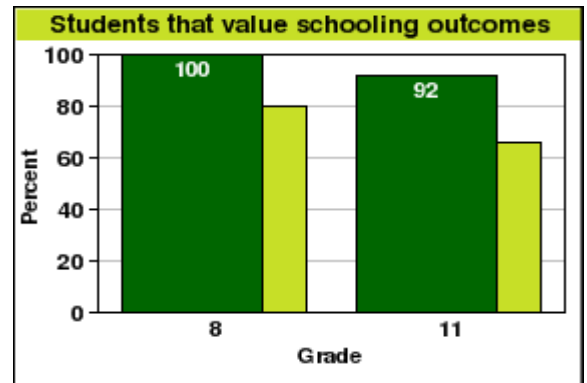
- In this school, students on average spent 1.3 hours per day talking on the phone or texting friends; the Canadian norm for these grades is 0.9 hours.
- In this school, girls on average spent 1.2 hours and boys on average spent 1.3 hours per day talking on the phone or texting friends. The Canadian norm for girls is 1.1 hours and for boys is 0.8 hours.



### Students that value schooling outcomes

Students who believe that education will benefit them personally and economically, and will have a strong bearing on their future.

- 96% of students in this school valued school outcomes; the Canadian norm for these grades is 73%.
- 91% of the girls and 100% of the boys in this school valued school outcomes. The Canadian norm for girls is 76% and for boys is 70%.

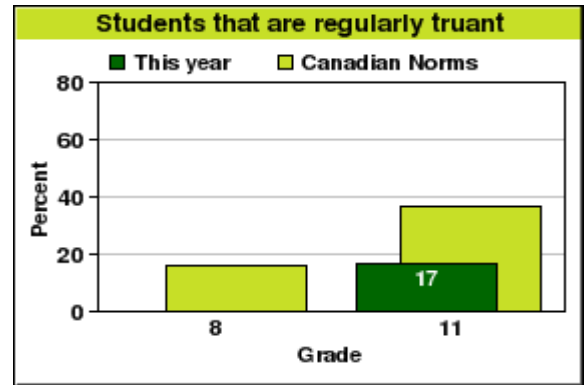


## Social-Emotional Outcomes

### Students that are regularly truant

Students who skip classes or miss days at school without a reason, or arrive late for school or classes.

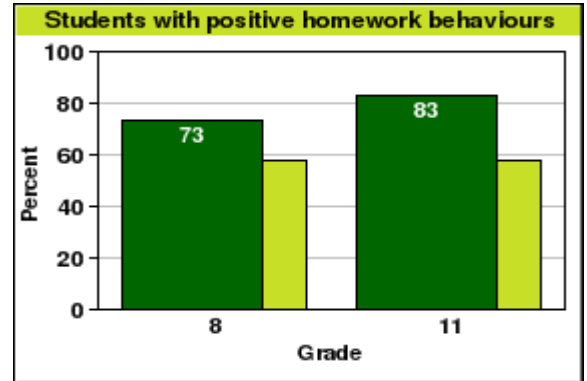
- In this school, the student truancy rate was 9%; the Canadian norm for these grades is 26%
- The Canadian norm for girls is 24% and for boys is 29%.



### Students with positive homework behaviours

Students who do homework for their classes with a positive attitude and in a timely manner.

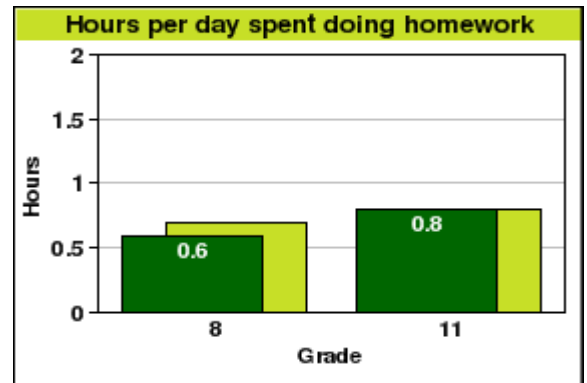
- In this school, 78% of students had positive homework behaviours; the Canadian norm for these grades is 58%.
- 82% of the girls and 75% of the boys in this school had positive homework behaviours. The Canadian norm for girls is 66% and for boys is 50%.



### Hours per day spent doing homework

During a typical weekday (i.e., Monday to Friday), the average time students spend on homework.

- In this school, students on average spent 0.7 hours per day on homework; the Canadian norm for these grades is 0.7 hours.
- In this school, girls on average spent 0.7 hours and boys on average spent 0.7 hours per day on homework. The Canadian norm for girls is 0.8 hours and for boys is 0.7 hours.

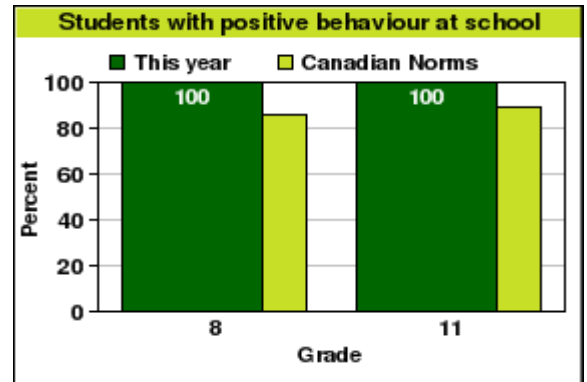


## Social-Emotional Outcomes

### Students with positive behaviour at school

Students that do not get in trouble at school for disruptive or inappropriate behaviour.

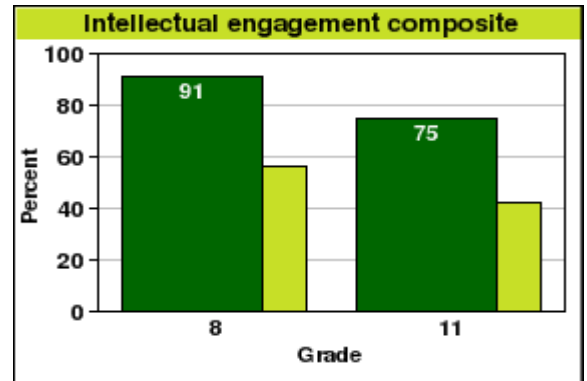
- In this school, 100% of students had positive behaviour; the Canadian norm for these grades is 87%.
- 100% of the girls and 100% of the boys in this school with positive student behaviour at school. The Canadian norm for girls is 93% and for boys is 82%.



### Intellectual engagement composite

Students who are intellectually engaged and find learning interesting, enjoyable, and relevant.

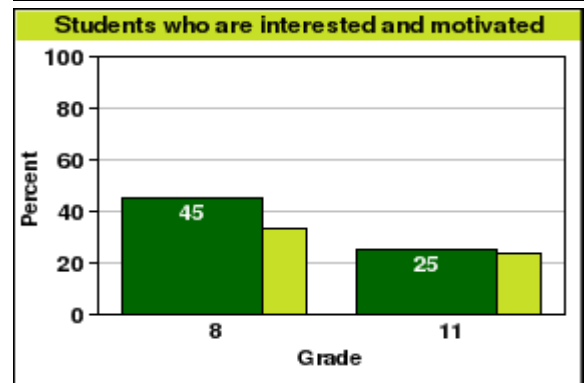
- 83% of students in this school are intellectually engaged. The Canadian norm for these grade levels is 49%.
- 73% of the girls and 92% of the boys in this school were intellectually engaged. The Canadian norm for girls is 50% and for boys is 47%.



### Students who are interested and motivated

Students who are interested and motivated in their learning.

- 35% of students in this school were interested and motivated; the Canadian norm for these grades is 29%.
- 27% of the girls and 42% of the boys in this school were interested and motivated. The Canadian norm for girls is 29% and for boys is 29%.



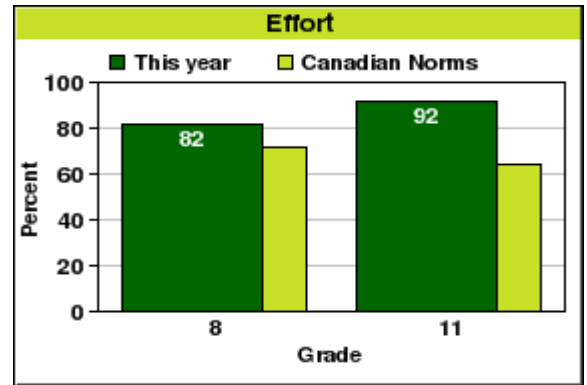


## Social-Emotional Outcomes

### Effort

Students who try hard to succeed in their learning.

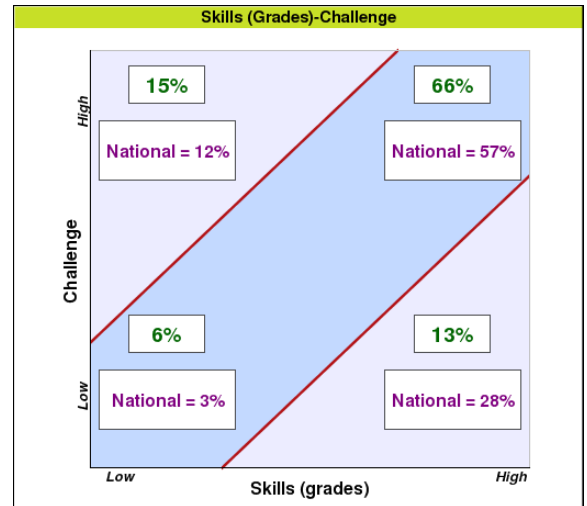
- 87% of students in this school tried hard to succeed; the Canadian norm for these grades is 68%.
- 91% of the girls and 83% of the boys in this school tried hard to succeed. The Canadian norm for girls is 72% and for boys is 65%.



### Skills (grades)-challenge

Students who feel challenged in their Language Arts, Math and Science classes and feel confident of their skills in these subjects.

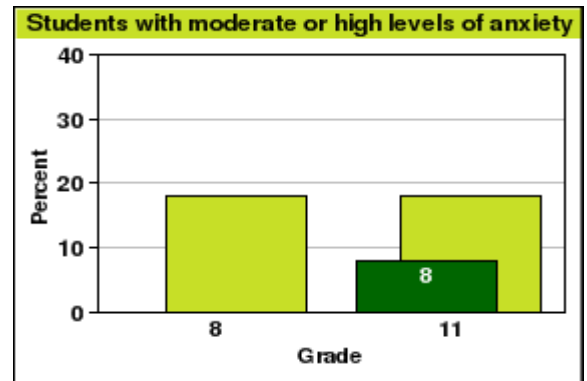
- 66% of students in the school had scores that placed them in the desirable quadrant with high skills and high challenge. The Canadian norm for these grades is 57%.
- 13% of students were confident of their skills but did not find classes challenging. The Canadian norm for these grades is 28%.
- 15% of students were not confident of their skills and found language arts, math or science challenging. The Canadian norm for this category is 12%.
- 6% of students lacked confidence in their skills and did not feel they were challenged. The Canadian norm for this category is 3%.



### Students with moderate or high levels of anxiety

Students who have intense feelings of fear, intense anxiety, or worry about particular events or social situations.

- 5% of students in this school had moderate to high levels of anxiety; the Canadian norm for these grades is 18%.
- The Canadian norm for girls is 22% and for boys is 14%.



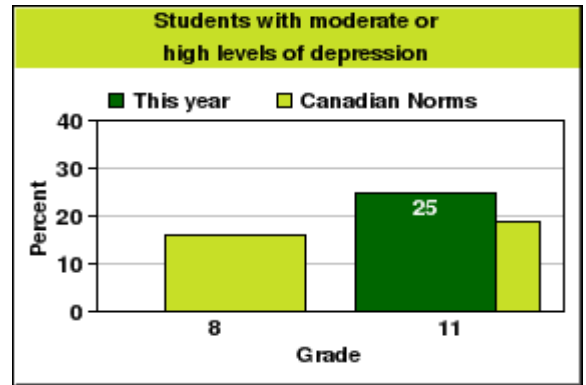


## Social-Emotional Outcomes

### Students with moderate or high levels of depression

Students who have prolonged periods when they feel sad, discouraged, and inadequate.

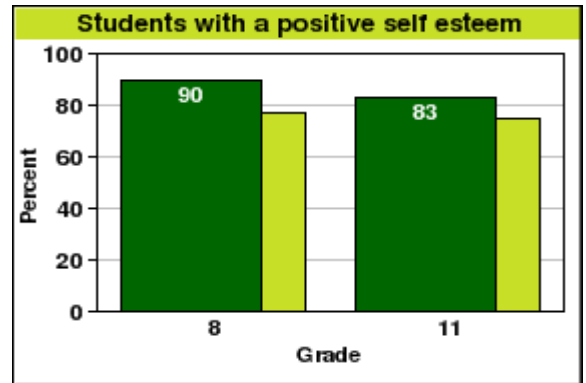
- 14% of students in this school had moderate to high levels of depression; the Canadian norm for these grades is 17%.
- The Canadian norm for girls is 21% and for boys is 14%.



### Students with a positive self esteem

Students who like and accept themselves, and are proud of their accomplishments.

- 86% of students in this school had high self esteem; the Canadian norm for these grades is 76%.
- 73% of the girls and 100% of the boys in this school had high self esteem. The Canadian norm for girls is 73% and for boys is 80%.



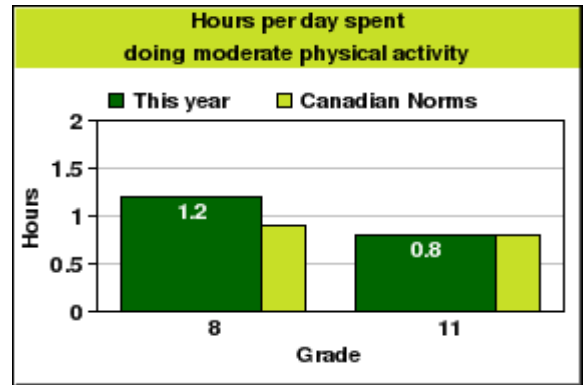


## Physical Health Outcomes

### Hours per day spent doing moderate physical activity

During a typical weekday (i.e., Monday to Friday), the average time students spend on moderate physical activities.

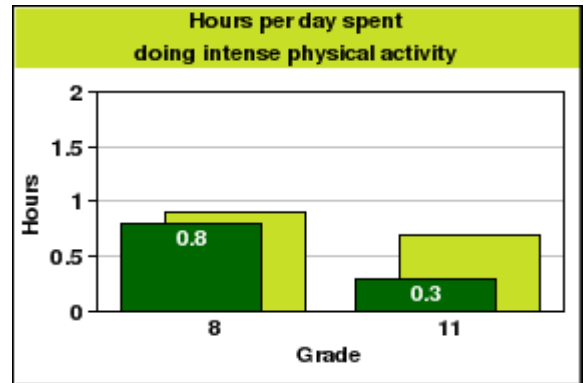
- In this school, students on average spent 1 hour per day on moderate physical activities; the Canadian norm for these grades is 0.9 hour.
- The Canadian norm for girls is 0.8 hour and for boys is 1 hour.



### Hours per day spent doing intense physical activity

During a typical weekday (i.e., Monday to Friday), the average time students spend on intense physical activities.

- In this school, students on average spent 0.5 hours per day on intense physical activities; the Canadian norm for these grades is 0.8 hours.
- The Canadian norm for girls is 0.7 hours and for boys is 0.9 hours.

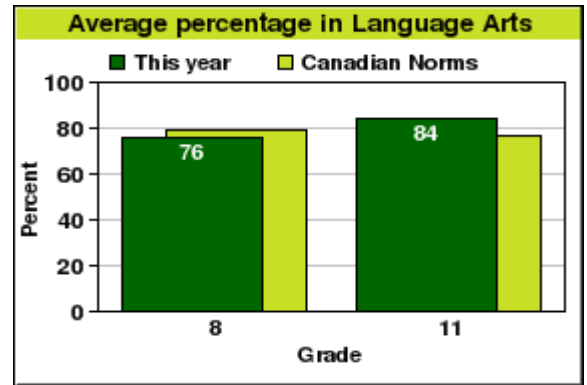


## Academic Outcomes

### Average percentage in Language Arts

Students' overall marks in their current or most recent Language Arts class (e.g., English) were reported as a letter grade and converted to a percentage.

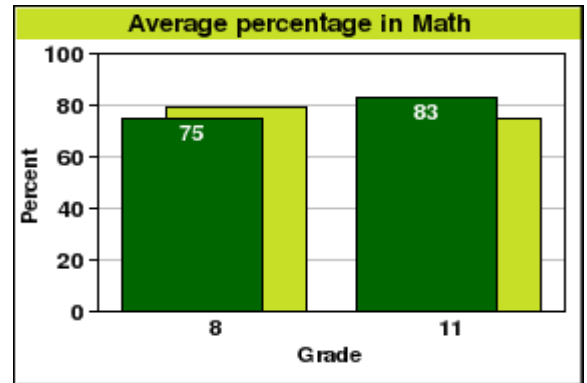
- In this school, students' average reported mark was 80%; the Canadian norm for these grades is 78%.
- In this school, girls' average reported mark was 85% and boys' was 76%. The Canadian norm for girls is 80% and for boys is 76%.



### Average percentage in Math

Students' overall marks in their current or most recent Math class were reported as a letter grade and converted to a percentage.

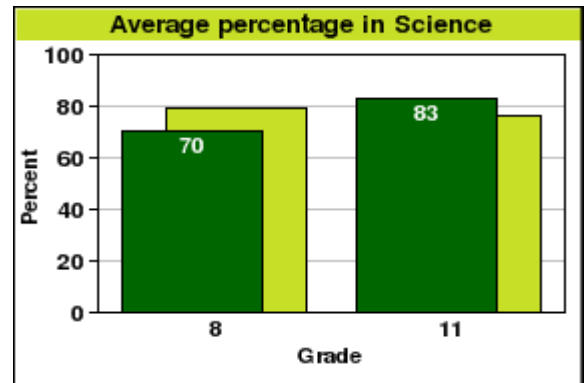
- In this school, students' average reported mark was 79%; the Canadian norm for these grades is 77%.
- In this school, girls' average reported mark was 81% and boys' was 77%. The Canadian norm for girls is 77% and for boys is 77%.



### Average percentage in Science

Students' overall marks in their current or most recent Science class (e.g., general Science, biology, chemistry, or physics) were reported as a letter grade and converted to a percentage.

- In this school, students' average reported mark was 77%; the Canadian norm for these grades is 78%.
- In this school, girls' average reported mark was 79% and boys' was 75%. The Canadian norm for girls is 78% and for boys is 77%.

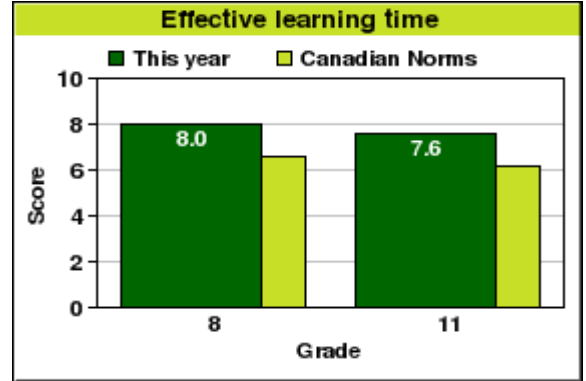


## DRIVERS of Student Outcomes

### Effective learning time

Important concepts are taught well, class time is used efficiently, and homework and evaluations support course objectives.

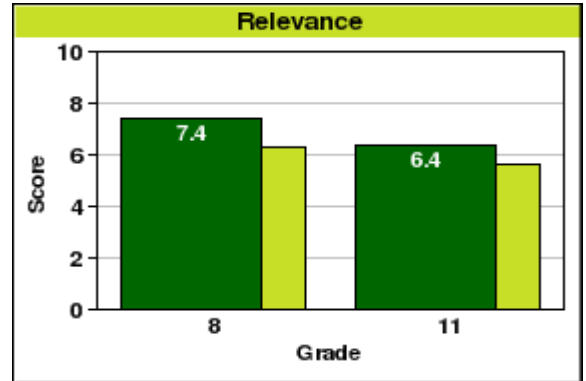
- In this school, students rated effective classroom learning time 7.8 out of 10; the Canadian norm for these grades is 6.4.
- In this school, effective classroom learning time was rated 7.6 out of 10 by girls and 8 out of 10 by boys. The Canadian norm for girls is 6.5 and for boys is 6.3.



### Relevance

Students who find classroom instruction relevant to their everyday lives.

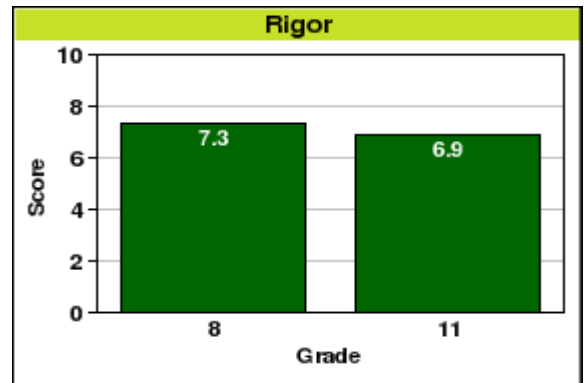
- In this school, students rated relevance 6.9 out of 10; the Canadian norm for these grades is 5.9.
- In this school, relevance was rated 6.7 out of 10 by girls and 7 out of 10 by boys. The Canadian norm for girls is 6 and for boys is 5.9.



### Rigor

Students who find the classroom instruction is well-organized, with a clear purpose, and with immediate and appropriate feedback that helps them learn.

- In this school, students rated rigor 7.1 out of 10.
- In this school, rigor was rated 6.8 out of 10 by girls and 7.3 out of 10 by boys.



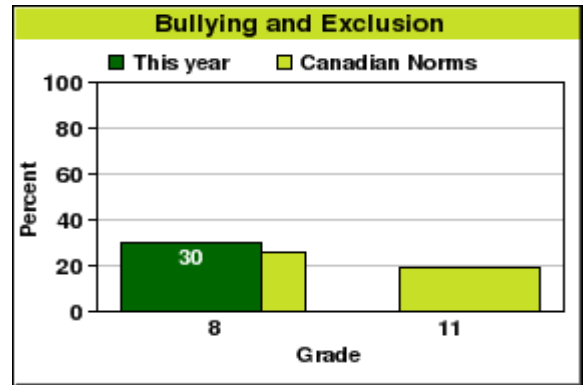


## DRIVERS of Student Outcomes

### Bullying and Exclusion

Students who are subjected to physical, social, or verbal bullying, or are bullied over the internet.

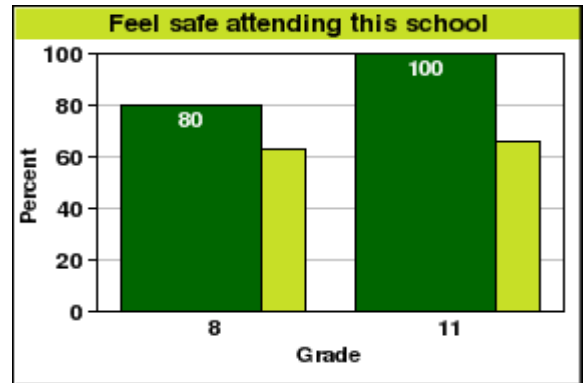
- 14% of students in this school were victims of moderate to severe bullying in the previous month; the Canadian norm for these grades is 23%.
- 9% of the girls and 18% of the boys in this school were victims of moderate to severe bullying in the previous month. The Canadian norm for girls is 20% and for boys is 25%.



### Feel safe attending this school

Students who feel safe at school as well as going to and from school.

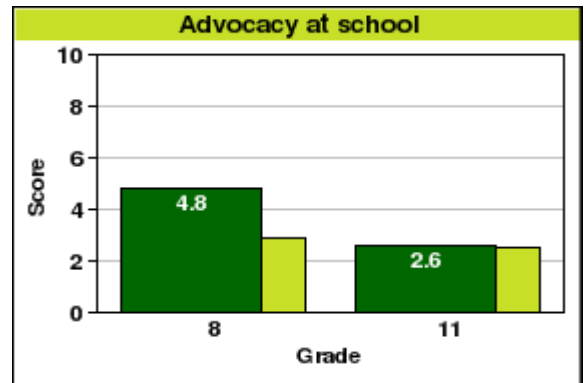
- 90% of students felt safe attending the school; the Canadian norm for these grades is 64%.
- 100% of the girls and 80% of the boys felt safe attending the school. The Canadian norm for girls is 63% and for boys is 65%.



### Advocacy at school

Students who feel they have someone at school who consistently provides encouragement and can be turned to for advice.

- In this school, students rated advocacy at school 3.6 out of 10; the Canadian norm for these grades is 2.7.
- In this school, advocacy at school was rated 4 out of 10 by girls and 3.2 out of 10 by boys. The Canadian norm for girls is 2.7 and for boys is 2.8.

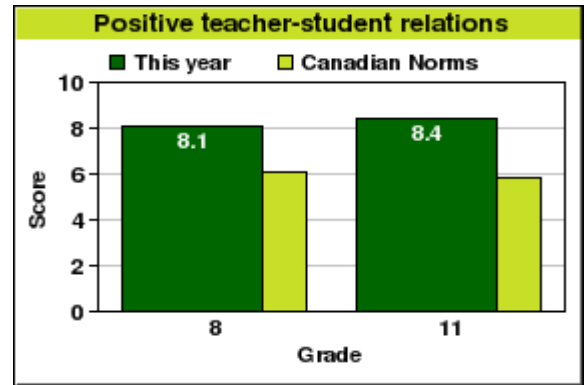


## DRIVERS of Student Outcomes

### Positive teacher-student relations

Students who feel teachers are responsive to their needs, and encourage independence with a democratic approach.

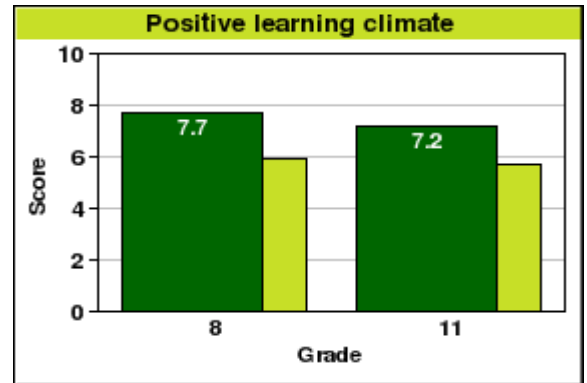
- In this school, positive teacher-student relations were rated 8.3 out of 10; the Canadian norm for these grades is 6.
- In this school, positive teacher-student relations were rated 8.1 out of 10 by girls and 8.5 out of 10 by boys. The Canadian norm for girls is 6 and for boys is 5.9.



### Positive learning climate

There are clear rules and expectations for classroom behaviour. Students understand these and teachers maintain high expectations that they be followed.

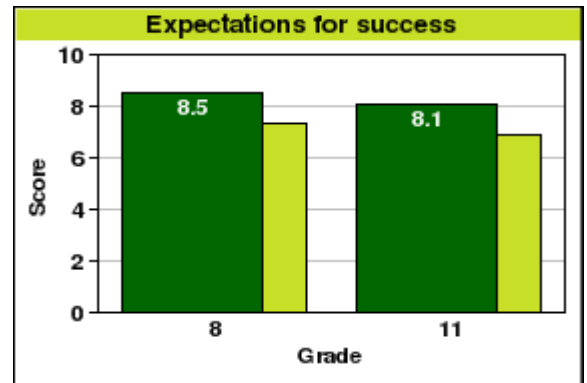
- In this school, students rated disciplinary climate of the classroom 7.4 out of 10; the Canadian norm for these grades is 5.8.
- In this school, disciplinary climate of the classroom was rated 7.2 out of 10 by girls and 7.6 out of 10 by boys. The Canadian norm for girls is 5.8 and for boys is 5.8.



### Expectations for success

The school staff emphasizes academic skills and hold high expectations for all students to succeed.

- In this school, students rated teachers' expectations for academic success 8.3 out of 10; the Canadian norm for these grades is 7.1.
- In this school, teachers' expectations for academic success were rated 8.1 out of 10 by girls and 8.4 out of 10 by boys. The Canadian norm for girls is 7.2 and for boys is 6.9.

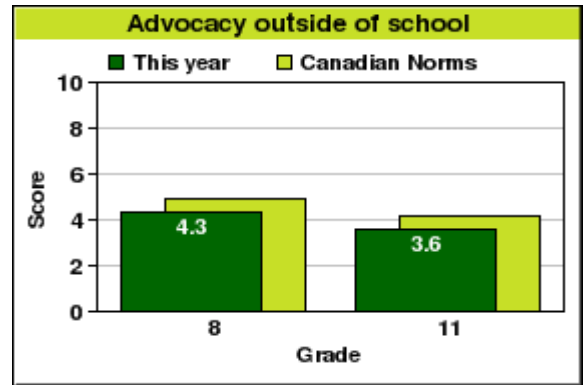


## DRIVERS of Student Outcomes

### Advocacy outside of school

Students who feel they have someone at home or in their community who consistently provides encouragement and can be turned to for advice.

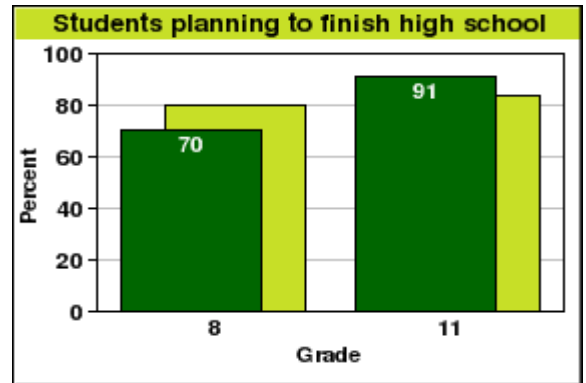
- In this school, students rated advocacy outside of school 4 out of 10; the Canadian norm for these grades is 4.6.
- In this school, advocacy outside of school was rated 4.2 out of 10 by girls and 3.7 out of 10 by boys. The Canadian norm for girls is 4.6 and for boys is 4.5.



### Students planning to finish high school

Students who plan to finish high school.

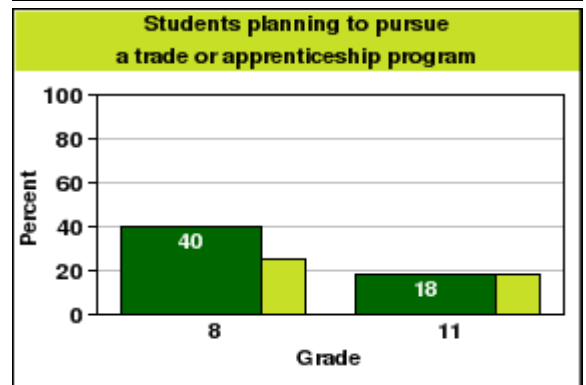
- 81% of students in this school had aspirations for finishing high school; the Canadian norm for these grades is 82%.
- 82% of the girls and 80% of the boys in this school had aspirations for finishing high school. The Canadian norm for girls is 86% and for boys is 78%.



### Students planning to pursue a trade or apprenticeship program

Students who plan to finish high school, and afterwards pursue a trade or apprenticeship program.

- 29% of students in this school planned to pursue a trade or apprenticeship program; the Canadian norm for these grades is 21%.
- 18% of the girls and 40% of the boys in this school planned to pursue a trade or apprenticeship program. The Canadian norm for girls is 18% and for boys is 25%.



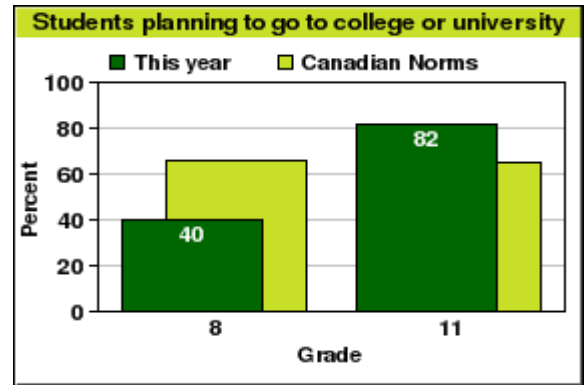


## DRIVERS of Student Outcomes

### Students planning to go to college or university

Students who plan to pursue a post-secondary education.

- 62% of students in this school had aspirations for pursuing a post-secondary education; the Canadian norm for these grades is 66%.
- 82% of the girls and 40% of the boys in this school had aspirations for going to college or university. The Canadian norm for girls is 73% and for boys is 58%.



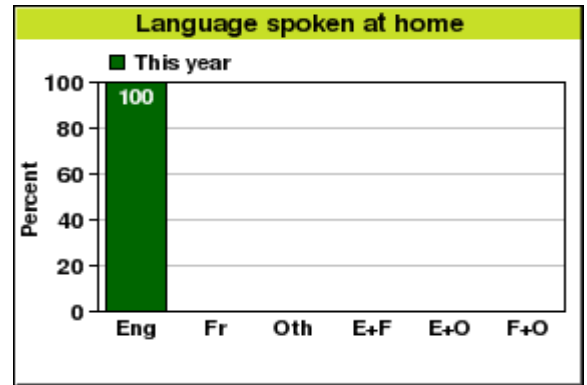


## Demographic Factors

### Language spoken at home

Students are asked to indicate the language they speak most often at home.

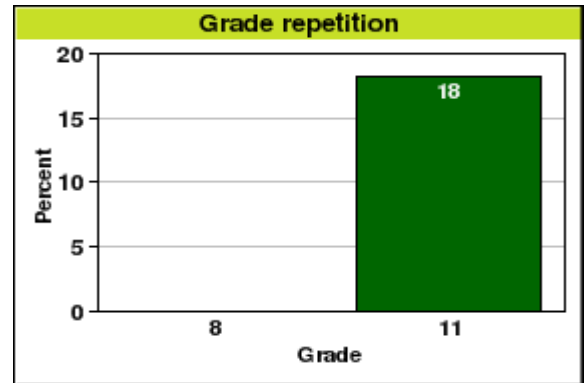
- 100% of students in this school speak English at home.
- 0% of students in this school speak French at home.
- 0% of students in this school speak other languages at home.
- 0% of students in this school speak English and French at home.
- 0% of students in this school speak English and another languages at home.
- 0% of students in this school speak French and another languages at home.



### Grade repetition

Students who have repeated one or more grades at school since kindergarten.

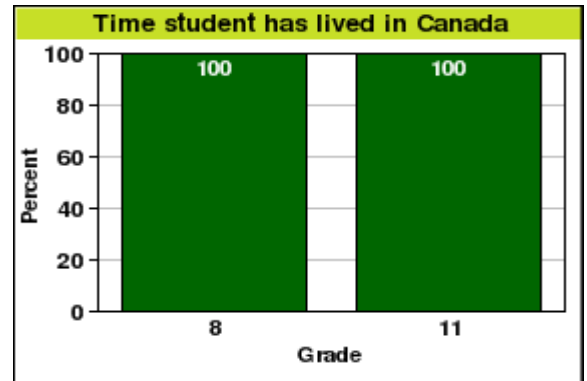
- 9.5% of students in this school have repeated a grade at school.



### Time student has lived in Canada

Students who were born in Canada.

- 100% of students in this school were born in Canada.
- 100% of the girls and 100% of the boys in this school were born in Canada.





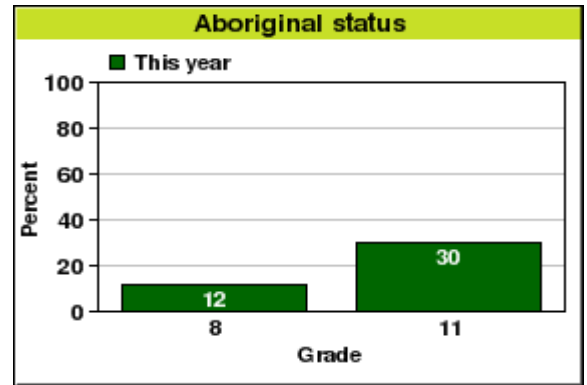


## Demographic Factors

### Aboriginal status

Students who are of Aboriginal origin, that is, First Nations, Métis, or Inuk.

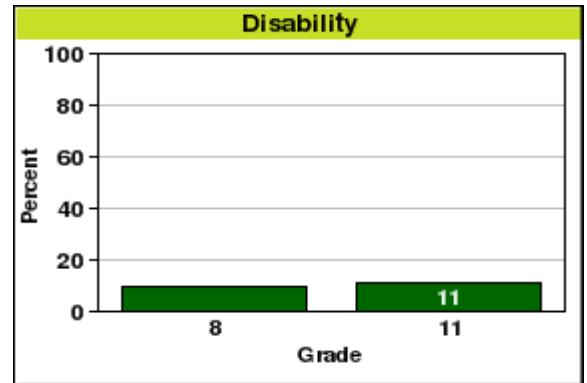
- 22% of students in this school are of Aboriginal origin.
- 30% of the girls and 12% of the boys in this school are of Aboriginal origin.



### Disability

The percentage of students that have a Disability that limits their participation in school activities and learning.

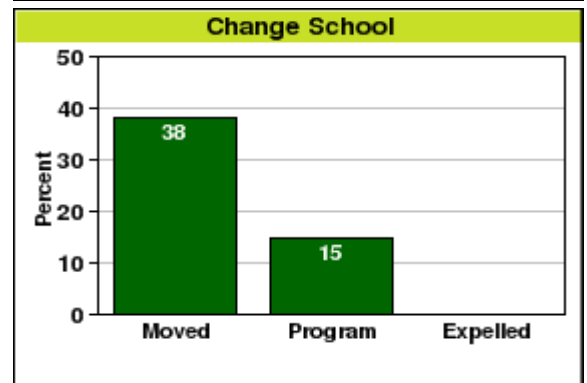
- 11% of students in this school have a disability.
- 20% of the girls and 0% of the boys in this school have a disability.



### Change School

Students who have changed schools for reasons below.

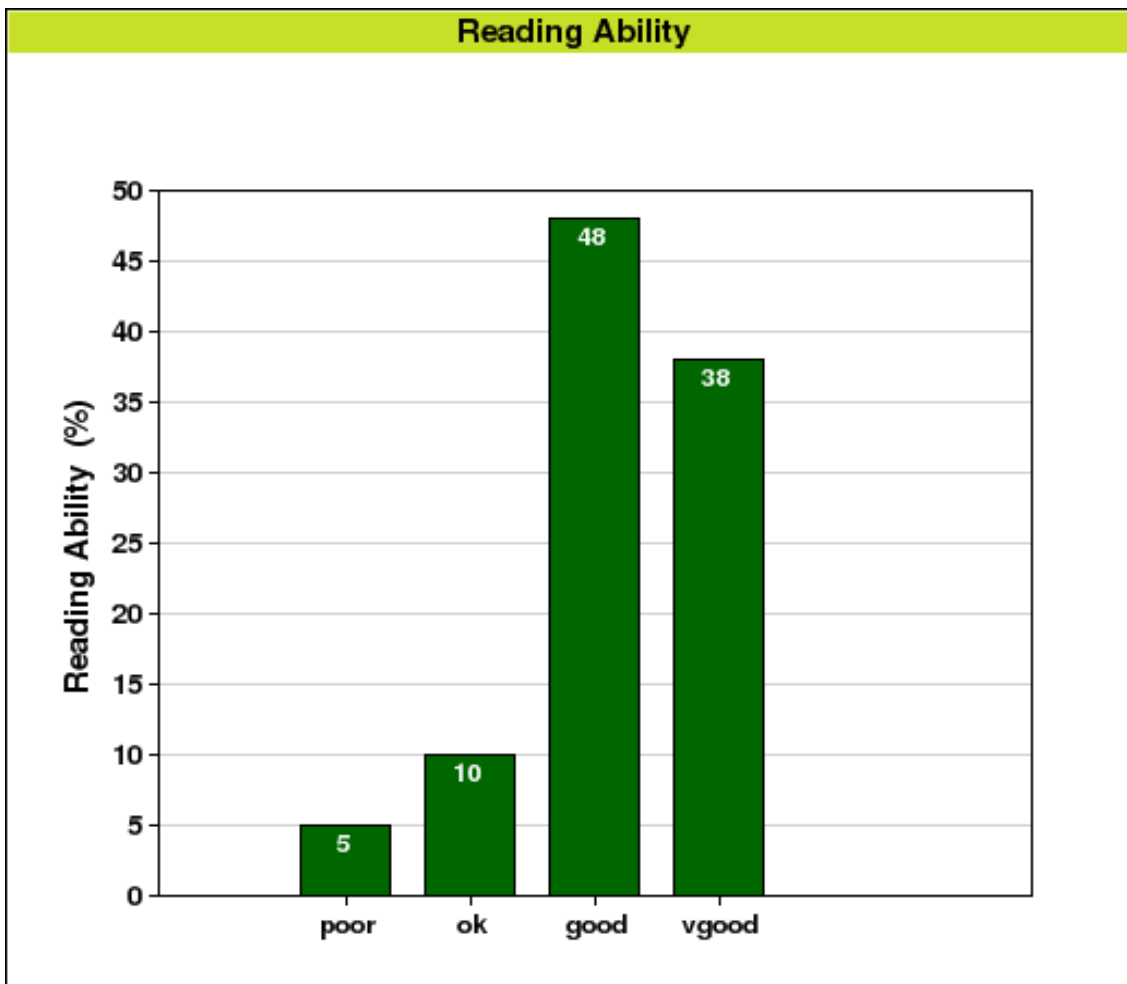
- 38.1% of students in this school changed school because they moved.



## Multiple Choice Question

Students were asked: "I describe my ability to read as "

- A poor reader (poor)
- An ok reader (ok)
- A good reader (good)
- A very good reader (vgood)



## Multiple Choice Question

Students were asked: "Reading a book is something I like to do"

- Never (never)
- Not very often (notv)
- Sometimes (some)
- Often (often)

